





## BUILT ON PEDIGREE

E-FX Fires, environmentally friendly, real in appearance and unbelievably electric.

For the last 24 years, Flamerite Fires has been proudly manufacturing in the UK, supporting local, independent fireplace retailers across Great Britain.

Ever since we were established back in 1999, the business has been built on the principles of innovation and driving engineering excellence forward. Our focus is on championing new and exciting designs whilst ensuring the environmental health of our planet is protected for generations to come.



## REASONS TO CHOOSE E-FX



### UNPRECEDENTED CUSTOMER SERVICE



Friendly assistance from real people – we're extremely easy to contact by phone or email.



### ULTRA RELIABILITY

All our award-winning electric fires and fireplaces are designed, assembled and patented, made in Great Britain to the highest UK and European Standards (BS-EN).



### 3 YEAR FLAMERITE WARRANTY AS STANDARD

Every E-FX fire comes with a full Flamerite Fires 3-year parts & labour warranty, extendable to 4 years with access to certain benefits in year 5 guaranteeing the longevity of your fireplace for years to come.



### SHOP OR HOME DIRECT DELIVERY

Everything we sell across the UK is delivered safely on our own transport; we do not use a courier service.



- Powered by AWS consumer supported remote diagnostic back up service
- FULL 3 year warranty with 4th & 5th year option
- Wireless phone charging option on Fireplace suites & Media Walls
- Wireless exterior mood lighting kit
- Eco Compliant technology allows you to independently operate a hidden 1.5 KW thermostatically controlled heating system
- 7-day adaptive dual event timer
- Open window detection
- Easy one hour install with a 3 pin plug



Offering a genuinely user-friendly experience that includes:

- Remote control
- Manual keypad
- Advanced app control
- Works with Google Home & Alexa





## FLAME E-FX

- AeroFlame® technological and class leading flame effect (patents pending)
- Ultra black 3 Dimensional realism (with a fully non-reflective rear glass standard option)
- Non reflective UHD front glass
- Variable flame speeds
- Variable flame animations
- Power up pre-set and user programmable favourite animations

## E-FX GLO

- Authentic looking animated log effect with a focalised burn
- Realistic animated smouldering embers
- Shadow enhanced animated downlighting



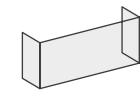




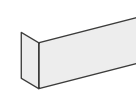
## E-FX 1500

### CONFIGURATION OPTIONS:

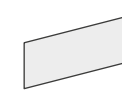
- All E-FX Fires may be ordered and configured as either a panoramic 3-sided, corner 2-sided or front facing 1-sided fire
- App controlled optional exterior mood lighting kit
- Easy one hour install with a 3 pin plug



3-SIDED FIRE



2-SIDED FIRE



1-SIDED FIRE



SCAN THE QR CODE FOR  
MORE INFORMATION



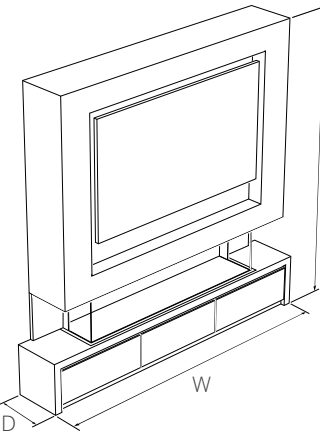




# GEO MEDIA WALL

## CONFIGURATION OPTIONS:

- Two flat wall options featuring the E-FX 1500 fire, available in light oak or slate
- Can be ordered complete or just the fire and base only
- As standard when ordered complete each feature Wi-Fi app controlled dual mood lighting
- Compatible with either a 65" or 55" television
- The oak and slate finish can be configured with three colour options: Ivory Cream, Pastel Grey or White
- Three draw base
- A wireless phone charger maybe ordered as an option, neatly concealed next to the fire
- Easy one hour install with a 3 pin plug



**Dimensions:**  
H: 2165mm  
W: 2200mm  
D: 350mm



SCAN THE QR CODE OR  
SEE PAGE 22 FOR MORE  
INFORMATION



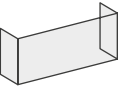




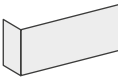
# E-FX 1300

## CONFIGURATION OPTIONS:

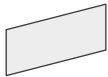
- All E-FX Fires may be ordered and configured as either a panoramic 3-sided, corner 2-sided or front facing 1-sided fire
- App controlled optional exterior mood lighting kit
- Easy one hour install with a 3 pin plug



3-SIDED FIRE



2-SIDED FIRE



1-SIDED FIRE



SCAN THE QR CODE FOR  
MORE INFORMATION



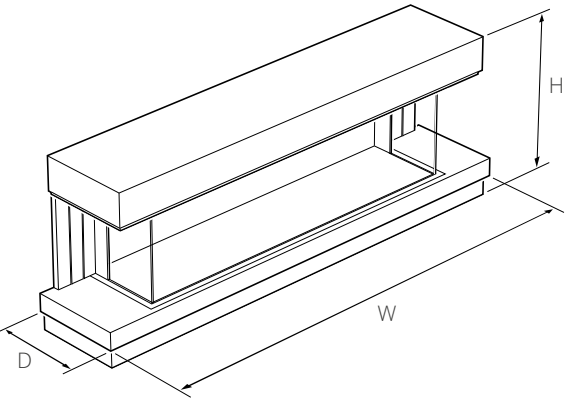




# ELARA 1300

## CONFIGURATION OPTIONS:

- Three flat wall options configurable as Wall Mounted, Floor Standing with either a plinth or on contemporary legs
- As standard each feature Wi-Fi app controlled dual mood lighting
- Oak or slate can be configured with three colour options: Ivory Cream, Pastel Grey or White
- A wireless phone charger maybe ordered as an option, neatly concealed into the top mantel
- Easy one hour install with a 3 pin plug



**Dimensions:** H: 626mm | W: 1740mm | D: 345mm



SCAN THE QR CODE OR  
SEE PAGE 22 FOR MORE  
INFORMATION



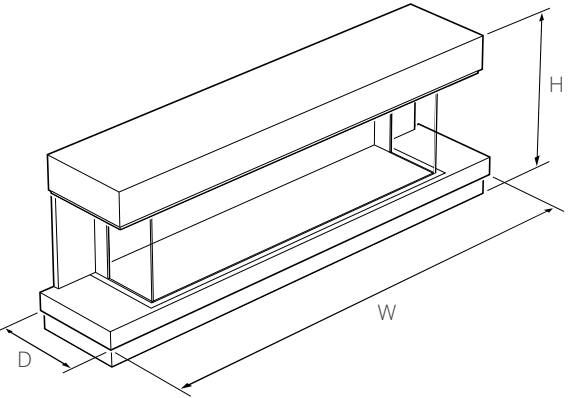




# PAYTON 1300

## CONFIGURATION OPTIONS:

- Three flat wall options configurable as Wall Mounted, Floor Standing with either a plinth or on contemporary legs
- As standard each feature Wi-Fi app controlled dual mood lighting
- Oak or slate can be configured with three colour options: Ivory Cream, Pastel Grey or White
- A wireless phone charger maybe ordered as an option, neatly concealed into the top mantel
- Easy one hour install with a 3 pin plug



Dimensions: H: 626mm | W: 1740mm | D: 345mm



SCAN THE QR CODE OR  
SEE PAGE 22 FOR MORE  
INFORMATION



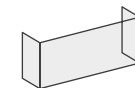




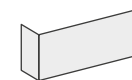
## E-FX 1000

### CONFIGURATION OPTIONS:

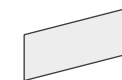
- All E-FX Fires may be ordered and configured as either a panoramic 3-sided, corner 2-sided or front facing 1-sided fire
- App controlled optional exterior mood lighting kit
- Easy one hour install with a 3 pin plug



3-SIDED FIRE



2-SIDED FIRE



1-SIDED FIRE



SCAN THE QR CODE FOR  
MORE INFORMATION



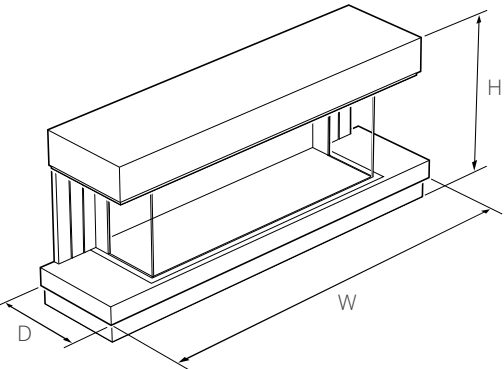




# ELARA 1000

## CONFIGURATION OPTIONS:

- Three flat wall options configurable as Wall Mounted, Floor Standing with either a plinth or on contemporary legs
- As standard each feature Wi-Fi app controlled dual mood lighting
- Oak or slate can be configured with three colour options: Ivory Cream, Pastel Grey or White
- A wireless phone charger maybe ordered as an option, neatly concealed into the top mantel
- Easy one hour install with a 3 pin plug



Dimensions: H: 626mm | W: 1440mm | D: 345mm



SCAN THE QR CODE OR  
SEE PAGE 22 FOR MORE  
INFORMATION



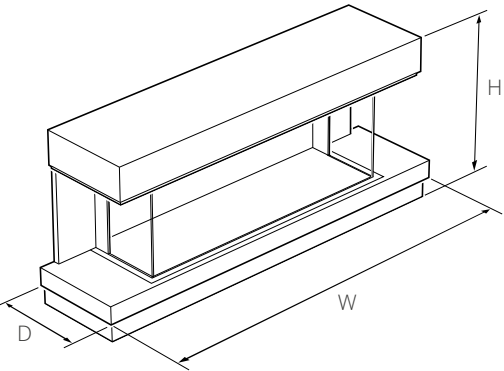




# PAYTON 1000

## CONFIGURATION OPTIONS:

- Three flat wall options configurable as Wall Mounted, Floor Standing with either a plinth or on contemporary legs
- As standard each feature Wi-Fi app controlled dual mood lighting
- Oak or slate can be configured with three colour options: Ivory Cream, Pastel Grey or White
- A wireless phone charger maybe ordered as an option, neatly concealed into the top mantel
- Easy one hour install with a 3 pin plug



**Dimensions:** H: 626mm | W: 1440mm | D: 345mm

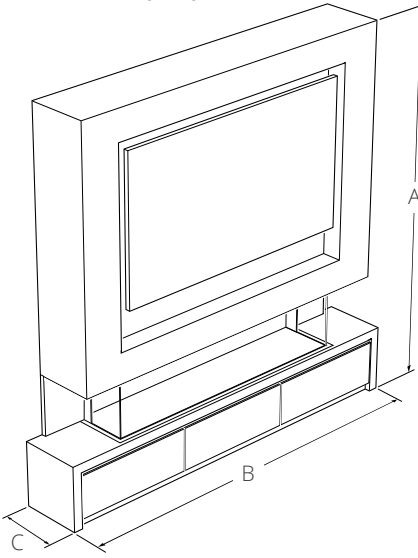


SCAN THE QR CODE OR  
SEE PAGE 22 FOR MORE  
INFORMATION

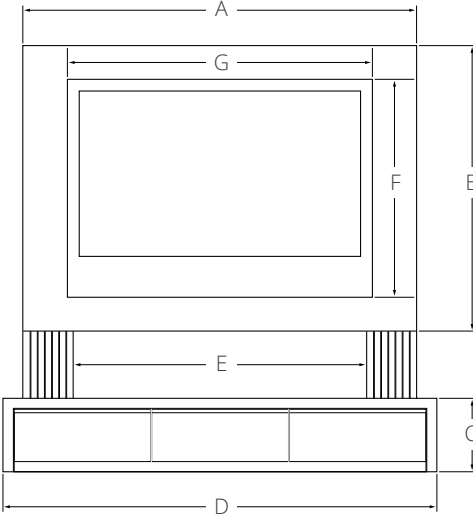




**GEO MEDIA WALL**  
DIMENSIONS (MM)

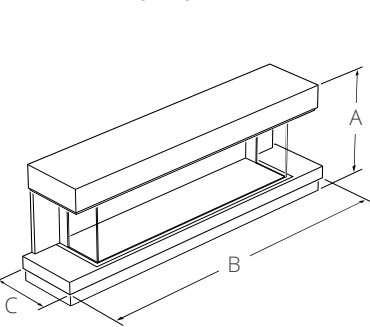


**GEO MEDIA WALL (LIGHT OAK & SLATE)**  
A: 2165 | B: 2200 | C: 350

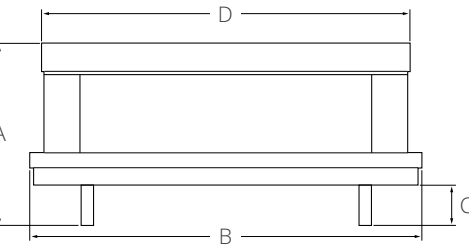


**GEO MEDIA WALL (LIGHT OAK & SLATE)**  
A: 2000 | B: 1450 | C: 371 | D:2200 | E:1486 | F:1110 | G:1550


**PAYTON / ELARA 1300**  
DIMENSIONS (MM)



**PAYTON / ELARA 1300 WALL MOUNTED**  
A: 626 | B: 1740 | C: 345

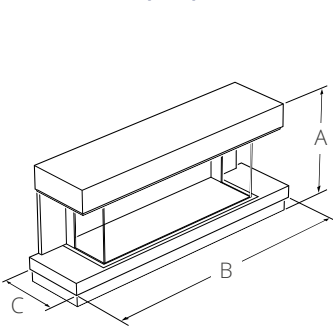


**PAYTON / ELARA 1300 CONTEMPORARY LEGS**  
A: 801 | B: 1740 | C: 175 | D:1640

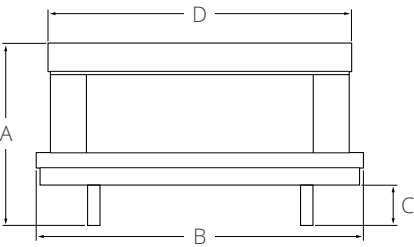


**PAYTON / ELARA 1300 PLINTH**  
A: 827 | B: 1740 | C: 201 | D:1640


**PAYTON / ELARA 1000**  
DIMENSIONS (MM)



**PAYTON / ELARA 1000 WALL MOUNTED**  
A: 626 | B: 1440 | C: 345

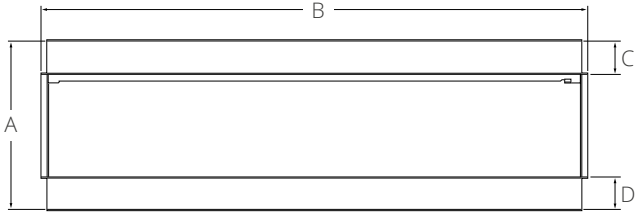


**PAYTON / ELARA 1000 CONTEMPORARY LEGS**  
A: 801 | B: 1440 | C: 175 | D:1340

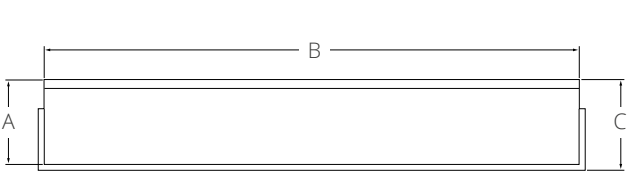


**PAYTON / ELARA 1000 PLINTH**  
A: 827 | B: 1440 | C: 201 | D:1340

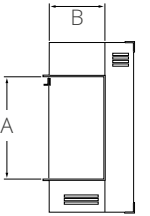
**E-FX 1800 FIRE**  
DIMENSIONS (MM)



**E-FX 1800 FRONT**  
A: 574 | B: 1842 | C: 113 | D:110

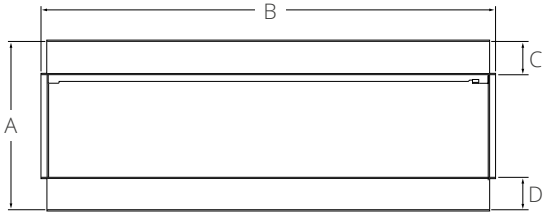


**E-FX 1800 TOP**  
A: 285 | B: 1805 | C: 305

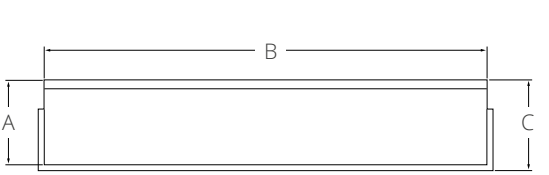


**E-FX 1800 SIDE**  
A: 351 | B: 189

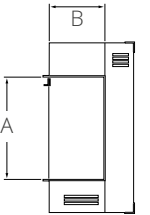
**E-FX 1500 FIRE**  
DIMENSIONS (MM)



**E-FX 1500 FRONT**  
A: 574 | B: 1542 | C: 113 | D:110

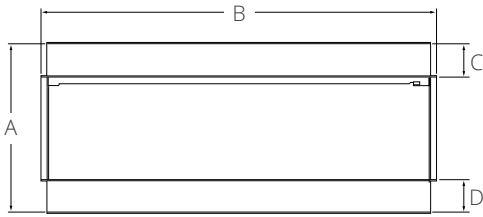


**E-FX 1500 TOP**  
A: 285 | B: 1505 | C: 305

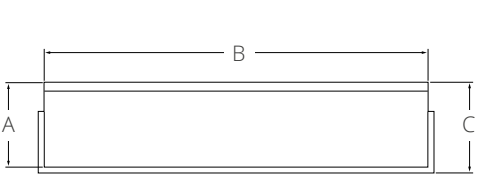


**E-FX 1500 SIDE**  
A: 355 | B: 189

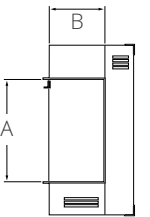
**E-FX 1300 FIRE**  
DIMENSIONS (MM)



**E-FX 1300 FRONT**  
A: 574 | B: 1342 | C: 113 | D:110

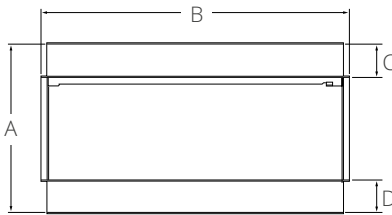


**E-FX 1300 TOP**  
A: 285 | B: 1305 | C: 305

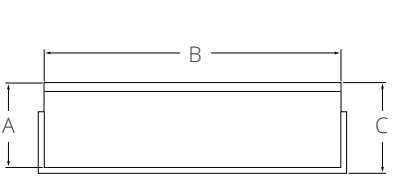


**E-FX 1300 SIDE**  
A: 355 | B: 189

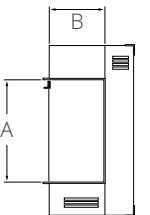
**E-FX 1000 FIRE**  
DIMENSIONS (MM)



**E-FX 1000 FRONT**  
A: 574 | B: 1042 | C: 113 | D:110



**E-FX 1000 TOP**  
A: 285 | B: 1005 | C: 305



**E-FX 1000 SIDE**  
A: 355 | B: 189





**e-fxfires.com**

Flamerite Fires Ltd, Greenhough Road, Lichfield, Staffordshire WS13 7AU  
**Tel:** 01543 251122 | **Fax:** 01543 251133 | **Email:** info@flameritefires.com

**These products are only suitable for well insulated spaces or occasional use.**

Manufactured in the United Kingdom. All products are protected by patents, registered design and intellectual property rights. Flamerite Fires Ltd. will protect these rights.  
All specifications are correct at the time of publishing but are subject to change.



THE FUTURE OF ELECTRIC FIRES