


CHESNEY'S

SOLID FUEL STOVE COLLECTION





“A bright fire glowed in
the stove and the cat lay
stretched before it with
sleepy eyes”

Edith Wharton

CHESNEY'S

Contents

A lifestyle choice	4
Five reasons to buy a Chesney's stove	7
Belgravia	8
Alpine	12
Milan	16
Salisbury	18
Beaumont	24
Shipton	30
Shoreditch	32
How to get the best out of your stove	37
Technical details	38
Colour palette	40

The Beaumont 6 series multi-fuel stove in parchment paint finish is shown with the Burlington limestone surround from Chesney's collection of hand carved fire surrounds.



An introduction to
Chesney's Solid Fuel Stove Collection


Over the past quarter of a century Chesney's has created a range of hand carved fire surrounds that are widely recognised as the finest in the world. This reputation has been achieved by a rigorous and uncompromising commitment to the finest craftsmanship and integrity of design.

Now, following an exhaustive programme of research and development, Chesney's is manufacturing a unique range of wood burning stoves that employ the very latest technology to deliver outstanding levels of efficiency with minimal emissions.

But a stove should be more than an efficient heating appliance. It should be a significant element in the design of a room and its main focus when lit. Chesney's has produced a range of stoves that incorporate traditional, retro and contemporary styles and which display a design aesthetic and degree of sophistication that is entirely unique in the world of stoves.

A lifestyle choice

A wood burning stove will allow you to heat your home using a genuinely renewable and natural fuel in the most efficient way possible to provide maximum heat with the minimum of emissions.



Environmentally friendly

The burning of wood makes sound environmental sense whereas fossil fuel energy reserves such as oil, gas and coal are finite and their use causes climate change. A healthy tree produces oxygen by absorbing carbon dioxide from the air.

During the combustion process, the wood will produce the same amount of carbon dioxide as it absorbed during its growth, meaning that the process is wholly carbon neutral. Burning wood will also produce no more carbon dioxide than would be released by a tree that is left to decay naturally.

Effective source of heat

An open fire loses a substantial proportion of the heat that it generates through the chimney and pulls large volumes of air out of the room. When an open fire isn't in use it continues to draw air up the chimney draining warmth from the home and creating draughts.

By contrast a stove is capable of achieving an efficiency rating of up to 85% when in use, eliminating the heat loss that results from an open fireplace and when not in use, it will prevent heat from escaping up the chimney.

Economical and beautiful

Traditional energy sources can no longer be relied on to provide a stable and fairly priced supply. Using a wood stove to heat a room offers the opportunity to exercise some degree of independence from the large utilities and to benefit from a heat source that can be far more economical.

Heating your home with a stove will provide warmth that no other energy source can equal. The flame patterns that a stove will create are captivating, constantly changing and will bring a welcoming and heart warming presence to any room.

Responsible woodland management, including coppicing for fuel, can protect and preserve our woodlands.





Five reasons to buy a Chesney's stove

When we decided to produce a range of stoves we asked our engineers and designers to create a stove that would be the best – totally dependable, ultra efficient, environmentally friendly, easy to use and great to look at. And that's exactly what they've done.



Reliable

Our stoves are designed to last. Using only the very best materials, including cast iron components produced to the highest technical specifications and the toughest ceramic glass, our stoves will provide a safe and dependable source of heat for years to come. Our confidence in the product is reflected in the five year guarantee we offer for the bodies of our stoves and the one year guarantee we offer for all non-consumable body parts.

Efficient

Our sophisticated manufacturing process uses state-of-the-art robotic welding techniques which ensure that every stove is tightly sealed. This means that the air supply to the stove can be easily controlled, reducing for a slow burn or opening up for an intense, roaring fire. Our stoves also

provide heat by both radiant and convection methods and incorporate the latest clean-burn and air-wash technology, delivering maximum warmth and underpinning the outstanding efficiency rating that they have demonstrated in independent testing.

Clean

The clean-burn and air-wash technology which our stoves use means that the polluting by-products emitted by the initial burning are re-ignited and burnt again in the stove. This double combustion substantially reduces emissions and contributes to a cleaner, healthier environment. All of our stoves are DEFRA exempt for use in smoke control areas. This means that a Chesney's stove can be safely and legally used to burn logs in all major cities and towns throughout the UK.

Easy to use

One of the most important challenges facing our engineers was to design a stove that was genuinely easy to use. In addition to a simple fuel selector, a Chesney's stove is operated by means of a single air control lever. With its smooth operation, this lever allows easily controlled temperature adjustment from a gentle flame to an intense burn.

Attractive

Stoves have for too long just been viewed as utilitarian heating appliances with little emphasis on their appearance. Our collection of stoves is beautifully designed to include both traditional and contemporary styles to suit a wide range of interiors.





The Belgravia

The Belgravia displays the strong architectural styling that characterises every stove in the Chesney's range. Its classical plinth, cornicing and dome shaped viewing glass combine to create an elegant stove of handsome proportions.

It is available as a six or eight series multi-fuel stove and a four series wood burning stove.

The Belgravia 8 series multi-fuel stove is shown in black anthracite paint finish.

DETAILS

Full specifications
Pages 38-40



The refined and understated appearance of the Belgravia allows it to sit comfortably within the most elegant of period rooms or to be used as a signature piece within a contemporary setting.



Belgravia 8 Black anthracite



Belgravia 6 Sage green

The Belgravia 6 series multi-fuel stove is shown in sage green paint finish and the Burlington limestone surround from Chesney's collection of hand carved fire surrounds.

DETAILS

Full specifications
Pages 38-40



Belgravia 4 Parchment



Alpine

Chesney's

The Alpine

The Alpine stove with its imaginative retro styling is quite unique. Its nickel plated ornamentation and rounded lines combine to create a stove that is visually stunning.

The Alpine is available as a six series multi-fuel stove and a four series wood burning stove.

The Alpine 6 series multi-fuel stove finished in Atlantic blue paint is shown with the Devonshire limestone surround from Chesney's collection of hand carved fire surrounds.

DETAILS

Full specifications
Pages 38-40



The design of the Alpine stove lends itself to a variety of eye-catching finishes and the six series multi-fuel stove is shown here in black anthracite which provides a perfect contrast to the satin brushed nickel door furniture and grille.



Alpine 6 Black anthracite




Alpine 4 Atlantic blue

The Alpine 6 series multi-fuel stove in black anthracite perfectly suits a more contemporary interior. Shown with the limestone Clandon Bolection surround from Chesney's collection of hand carved fire surrounds.

DETAILS

Full specifications
Pages 38-40





The Milan
6 series multi-fuel
stove is shown in
silver paint finish.

DETAILS

Full specifications
Pages 38-40



The Milan

The Milan is the ideal choice of stove for a contemporary setting. Its sleek cylindrical lines allow it to stand within a room and provide an attractive and highly effective source of heat.

It is available as a six series multi-fuel stove and a four series wood burning stove.



Milan 6 Silver



Milan 4 Silver

The Salisbury

The Salisbury is very much in the style of a traditional wood burning stove. The reliability and efficiency of the stove are reflected in its robust and uncluttered appearance. As with all stoves in the Chesney's collection, it has a solid cast iron door housing a large glass window that allows the fire to be enjoyed in all its warmth and beauty.

It is available as a six or eight series multi-fuel stove and a four, five, ten or twelve series wood burning stove.

The Salisbury
8 series stove
in black anthracite
paint finish sits
comfortably within
a traditional brick
fire chamber.

DETAILS

Full specifications
Pages 38-40



With its simple good looks, the Salisbury stove will sit comfortably in a wide range of interiors. It can also be very successfully combined with an attractive stone fire surround as in the facing image.



Salisbury 4 Black anthracite



Salisbury 5 Black anthracite



Salisbury 5 LS Black anthracite



Salisbury 6 Black anthracite



Salisbury 8 Black anthracite

The Salisbury 5 series wood burning stove in black anthracite paint finish is shown with the Devonshire limestone surround from Chesney's collection of hand carved fire surrounds.

DETAILS
Full specifications
Pages 38-40





The Salisbury 12 series wood burning stove in black anthracite paint finish.

DETAILS

Full specifications
Pages 38-40



The Salisbury is now also available as a 10 series double sided wood burning stove and a 12 series wood burning stove, for larger rooms that require an increased heat output.



Salisbury 10 Double Sided Black anthracite



Salisbury 12 Black anthracite

The Beaumont

With its elegant and refined appearance, the Beaumont is a stove that will look at home in the most sophisticated of interiors. Its design includes swept cabriole legs and a corniced top section, uniquely classical features that are not to be found in other stoves.

The Beaumont is available as a six or eight series multi-fuel stove and a four or five series wood burning stove.

The Beaumont 8 series multi-fuel stove in black anthracite paint finish is shown with the Langley white marble surround from Chesney's collection of hand carved fire surrounds.

DETAILS
Full specifications
Pages 38-40





With its classical detailing and handsome appearance, the Beaumont is an elegant addition to the decorative scheme of any room.



Beaumont 8 Black anthracite



Beaumont 6 Sage green



Beaumont 5 Black anthracite




Beaumont 4 Black anthracite

The Beaumont 8 series multi-fuel stove in Autumn Leaf paint finish with brass door furniture is shown with the Burlington limestone surround from Chesney's collection of hand carved fire surrounds.

DETAILS

Full specifications
Pages 38-40







The Beaumont is now available as a 5 series wood burning model that provides a particularly good view of the fire through its landscape proportioned glass window.



The Beaumont
5 series wood
burning stove in
black anthracite
finish is shown with
the La Rochelle
marble surround
from Chesney's
collection of hand
carved fire
surrounds.

DETAILS
Full specifications
Pages 38-40



The Shipton

The Shipton displays the attention to detail that characterizes the design of every Chesney's stove. The corniced top section and robust plinth sit in perfect proportion with the main body of the stove, which features Chesney's trademark large viewing window.

The Shipton is available as both a six and eight series multi-fuel stove.



Shipton 6 Sage green



Shipton 8 Black anthracite

The Shipton 8 series multi-fuel stove in black anthracite paint finish is shown with the Clandon Bolection limestone surround from Chesney's collection of hand carved fire surrounds.

DETAILS

Full specifications
Pages 38-40




The Shoreditch

The Shoreditch is one of the most versatile stoves in the Chesney's range. Its simple clean lines allow it to sit comfortably in a wide range of interiors and make it the ideal interior for a fire surround of contemporary architectural style. It is also available with an integral log store.

It is available as a six or eight series multi-fuel stove and a four or five series wood burning stove.

The Shoreditch 8 series multi-fuel stove is shown with the Kent limestone surround from Chesney's collection of hand carved fire surrounds.

DETAILS
Full specifications
Pages 38-40





With its modern linear design this stove will sit comfortably in a wide range of modern interiors. Installed either as a free-standing unit or within a fire chamber, the Shoreditch provides an attractive and heat efficient focal point to a room.



Shoreditch 8 Silver



Shoreditch 6 Silver



Shoreditch 5 Silver



Shoreditch 6 XLS Silver



Shoreditch 6 LS Silver



Shoreditch 4 Silver

The versatile Shoreditch 8 series multi-fuel stove can be positioned in an existing alcove or in a suitable area within the room.

DETAILS
Full specifications
Pages 38-40

Shoreditch 8, Shoreditch 5 and Shoreditch 4 are also available with XLS and LS log stores (not illustrated)







The timber that you use
for your stove should only
come from woodlands that
are managed sustainably.

How to get the best out of your stove

Using and maintaining your stove in the correct way will contribute to its efficiency and longevity and maximise the beneficial effect that its use will have on the environment.



Chimney draught

A good chimney draught is essential if you are to obtain the optimum performance from your stove.

There are many variable factors that affect the performance of a chimney and your local Chesney's stockist will be able to advise you on the suitability of your chimney for use with a stove. If you do not have a chimney it is possible to have a prefabricated chimney system installed which is compatible with a multi-fuel stove. It is important that you have your chimney cleaned once a year by a NACS (National Association of Chimney Sweeps) registered sweep.

Fuel

It is essential that you burn seasoned dry firewood with a moisture content of less than 20%. Burning wet wood will adversely affect the performance of your stove, creating tar deposits in the chimney and causing the glass in the stove door to blacken. Use of

a moisture meter will allow you to check that the moisture content of any wood that you are intending to purchase is satisfactory.

If you are supplying your own firewood, it should be stored for at least a year after cutting and splitting to enable it to dry out. Storage should be in a dry well aired location. Hardwood will generally burn for longer than softwood and the latter will make better kindling as it lights easily. Sources of wood such as decking, fencing, demolition materials, painted or treated wood, driftwood or rubbish should under no circumstances be used as fuel for your stove. See The National Energy Foundation website (www.nef.org.uk/logpile) for a database of wood fuel suppliers.

We would strongly recommend that for environmental reasons wood is used as the fuel for your stove, but where coal is your choice of fuel please ensure that it is not petroleum based.

For advice on solid fuel contact an approved coal merchant or call the Solid Fuel Association advice line on 0845 601 4406 or visit their website at www.solidfuel.co.uk.

Maintenance

The door seals of the stove should be regularly checked to ensure that there is an airtight seal. If the sealing rope is not intact it will result in draughts entering the stove which affect its combustion efficiency. The fireproof bricks that line the stove should also be checked for signs that they may be starting to crumble. It is acceptable for cracking to be seen but not disintegration of the bricks as this will reduce the insulation in the firebox leading to low temperatures and inefficient combustion.

It is also important that the ashpan is not allowed to overflow as the hot ash can cause the grate of the stove to distort.

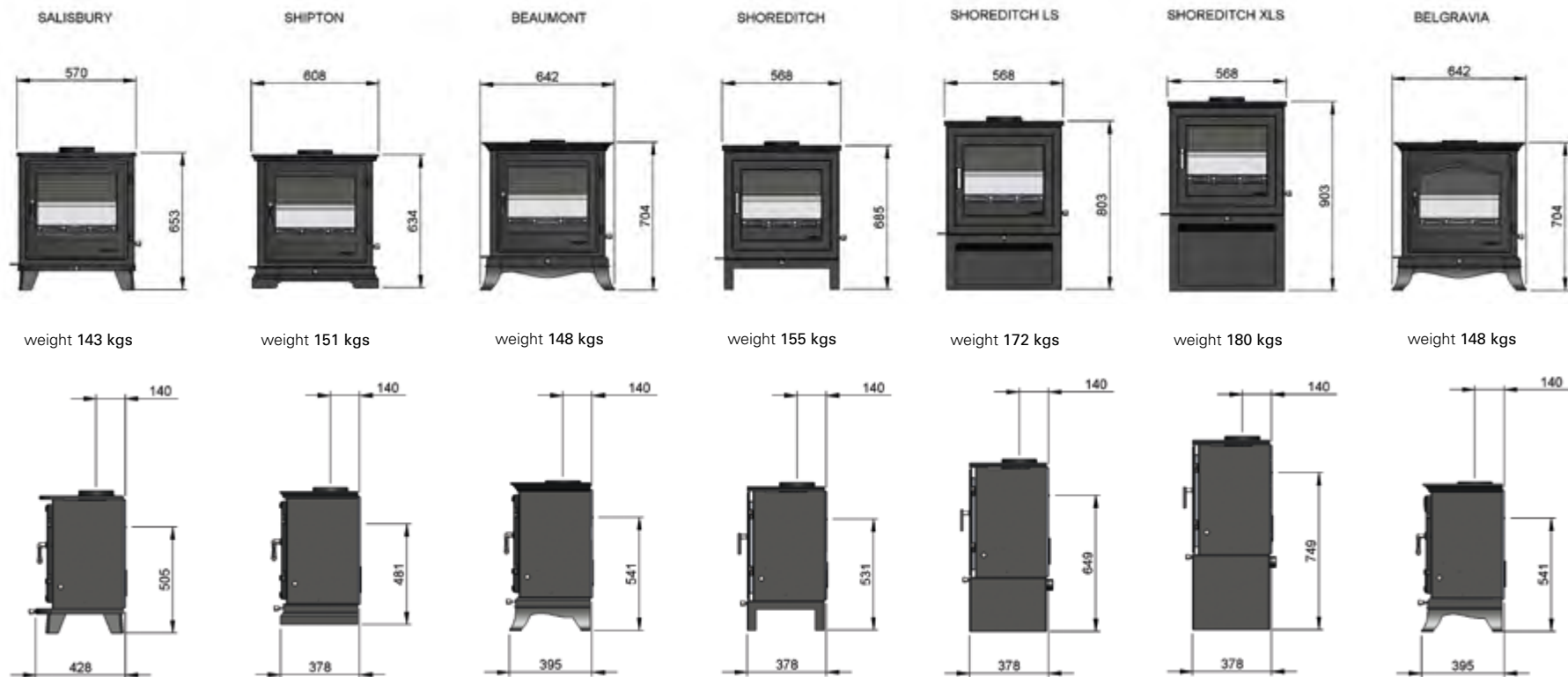
Provision of ventilation

All stoves require air for combustion. To comply with Building Regulations (Document J) any stove with a maximum heat output of over five kilowatts will require its own dedicated supply of air by means of an air vent.

Installation


Your stove and flue must be installed by a HETAS approved installer. HETAS is the governing body for the installation of wood burning and solid fuel appliances and its approved installers have all completed the training course necessary to obtain accreditation.

8 SERIES



Approved to EN: 13240 and smoke control exempt

6 SERIES



Approved to EN: 13240 and smoke control exempt

APPROXIMATE OVERALL DIMENSIONS SHOWN

12 SERIES

**10 SERIES
DOUBLE SIDED**

5 SERIES



weight 171 kgs



weight 150 kgs



weight 79 kgs



weight 94 kgs



weight 80 kgs



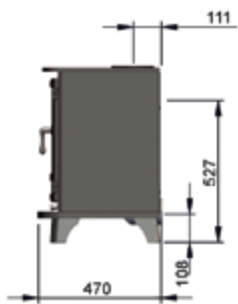
weight 82 kgs



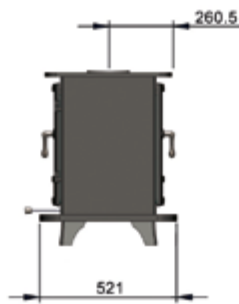
weight 94 kgs



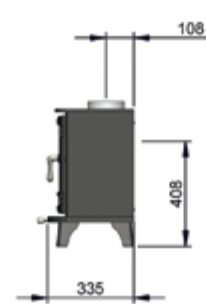
weight 110 kgs



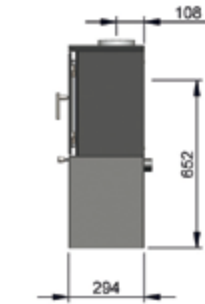
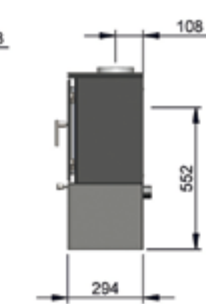
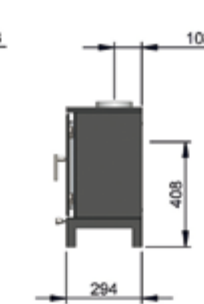
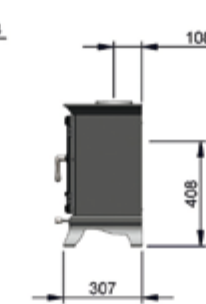
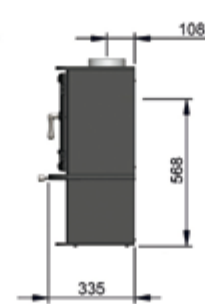
Approved to EN: 13240 and smoke control exempt



Approved to EN: 13240 and smoke control exempt



Approved to EN: 13240 and smoke control exempt



4 SERIES



weight 72 kgs



weight 73 kgs



weight 78 kgs



weight 88 kgs



weight 104 kgs



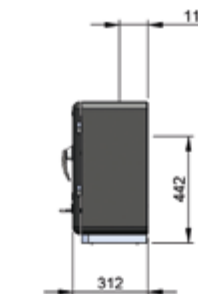
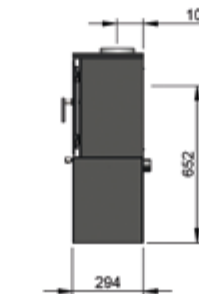
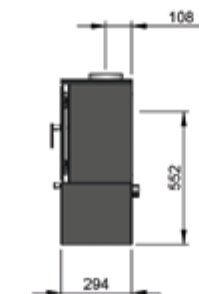
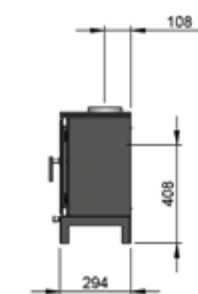
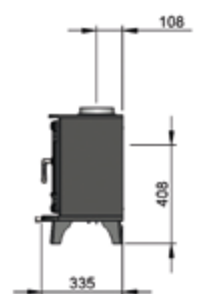
weight 74 kgs



weight 73 kgs



weight 78 kgs



Approved to EN: 13240 and smoke control exempt

APPROXIMATE OVERALL DIMENSIONS SHOWN


SPECIFICATIONS

	NOMINAL OUTPUT	BTU	HEAT OUTPUT RANGE	MAXIMUM LOG LENGTH	FLUE OUTPUT TOP OR REAR	NET EFFICIENCY	REFUEL PERIOD (MIN)		CLEARANCE TO COMBUSTIBLES		GLASS SIZE
							WOOD	SMOKELESS			
SALISBURY 12 SERIES	10.8 kW to room	36851.134	8.8 – 12.8 kW	445mm (17 1/2")	150mm (6") diameter	74.5%	45	-	Sides Rear	350mm (13 3/4") 500mm (19 3/4")	484mm (19") W 286mm (11 1/4") H
SALISBURY 10 SERIES DOUBLE SIDED	10 kW to room (5kW each side)	34121.420	8 – 12 kW	355mm (14")	150mm (6") diameter	76.4%	50	-	Sides Rear	350mm (13 3/4") N/A	380mm (15") W 270mm (10 5/8") H
8 SERIES	8 kW to room	27315.407	6 – 10.5 kW	355mm (14")	150mm (6") diameter	78.7%	60	120	Sides Rear	600mm (23 5/8") 650mm (25 5/8")	380mm (15") W 275mm (10 7/8") H
6 SERIES	7 kW to room	23900.981	5 – 9 kW	280mm (11")	150mm (6") diameter	84.6%	50	150	Sides Rear	650mm (25 5/8") 500mm (19 3/4")	260mm (10 1/4") W 270mm (10 5/8") H
ALPINE 6 SERIES	7 kW to room	21169.440	5 – 9 kW	280mm (11")	150mm (6") diameter	80%	45	150	Sides Rear	350mm (13 3/4") 450mm (17 3/4")	260mm (10 1/4") W 305mm (12") H
MILAN 6 SERIES	7 kW to room	21169.440	5 – 9 kW	280mm (11")	150mm (6") diameter	80.6%	60	60	Sides Rear	200mm (7 7/8") 45mm (1 3/4")	340mm (13 3/8") W 346mm (13 5/8") H
5 SERIES	4.9 kW to room	16730.687	4 – 6 kW	305mm (12")	127mm (5") diameter	84.5%	50	-	Sides Rear	320mm (12 5/8") 380mm (15")	313mm (12 3/8") W 232mm (9 1/8") H
4 SERIES	4.6 kW to room	15706.359	3 – 6 kW	255mm (10")	127mm (5") diameter	83.9%	45	-	Sides Rear	350mm (13 3/4") 400mm (15 3/4")	232mm (9 1/8") W 232mm (9 1/8") H
ALPINE 4 SERIES	4.6 kW to room	15706.359	3 – 6 kW	255mm (10")	127mm (5") diameter	80%	45	-	Sides Rear	100mm (4") 150mm (6")	232mm (9 1/8") W 252mm (9 7/8") H
MILAN 4 SERIES	4.6 kW to room	15706.359	3 – 6 kW	255mm (10")	127mm (5") diameter	80%	60	-	Sides Rear	125mm (5") 45mm (1 3/4")	302mm (11 7/8") W 320mm (12 5/8") H


No combustible material to be installed above the appliance.

Colour palette


We believe that a stove doesn't have to be black. Our range of colours will allow you the flexibility to select a colour for your stove that will suit the decorative scheme in your home.




Black Anthracite




Silver



Parchment



Sage Green



Atlantic Blue



Autumn Leaf

PLEASE NOTE The colour chart is intended as a guide only

A number of the stoves in this brochure have been installed with hand carved chimneypieces from Chesney's range of period and contemporary stone and marble fire surrounds. This is widely acknowledged as the leading collection of its kind in the world, and also includes a wide selection of fire baskets, fire dogs, andirons, fire tools and register grates. Separate full colour brochures are available illustrating these ranges.



Acknowledgements

Element 7 020 7736 2366

Wood flooring, page 28

Luke Irwin 020 7730 6070

Rugs, pages 21

Ochre 020 7096 7372

Mirrors, pages 31 & 32. Table, page 31

The Odd Chair Company 01772 691777

Morris chair, page 19

Ralph Lauren Home 020 3450 7750

Chair, page 32. Server, page 24

Veeton Fleece 01483 575758

Rugs, page 10

Waxed Floors Ltd 020 7738 1620

Wood flooring, pages 25, 30 & 33

Brochure design CONRAN DESIGN GROUP

© Chesney's MMXVII January 2017



Chesney's pursues a policy of continuing improvement in design and performance of its products. The right is therefore reserved to vary specifications without notice.

Showrooms

London

194-204 Battersea Park Road,
London SW11 4ND

Telephone 020 7627 1410

Fax 020 7622 1078

Email: sales@chesneys.co.uk

Architectural Showroom:

521-525 Battersea Park Road,
London SW11 3BN

Telephone 020 7978 7224

Email: architectural@chesneys.co.uk

For details of UK nationwide stockists:

Telephone 020 3177 4200

Email: dealerenquiries@chesneys.co.uk

www.chesneys.co.uk

New York

Suite 1119, 11th Floor,
D&D Building, 979 Third Avenue,
New York NY 10022

Telephone 001 646 840 0609

Fax 001 646 840 0602

Email: sales@chesneys.com

www.chesneys.com

CHESNEY'S

THE ALPINE	£
4 SERIES WOOD BURNER in Black	1550.00
6 SERIES MULTI-FUEL in Black	1860.00

THE MILAN	£
4 SERIES WOOD BURNER in Black	1550.00
6 SERIES MULTI-FUEL in Black	1850.00

THE SALISBURY	£
4 SERIES WOOD BURNER in Black	950.00
5 SERIES WOOD BURNER in Black	1150.00
5 SERIES LS WOOD BURNER in Black	1550.00
6 SERIES MULTI-FUEL in Black	1540.00
8 SERIES (6kW) WOOD BURNER in Black	1550.00
8 SERIES (8kW) WOOD BURNER in Black	1550.00
8 SERIES MULTI-FUEL in Black	1700.00
10 SERIES DBL WOOD BURNER in Black	2100.00
12 SERIES WOOD BURNER in Black	2100.00

THE BEAUMONT	£
4 SERIES WOOD BURNER in Black	1175.00
5 SERIES WOOD BURNER in Black	1400.00
6 SERIES MULTI-FUEL in Black	1734.00
8 SERIES (6kW) WOOD BURNER in Black	1800.00
8 SERIES (8kW) WOOD BURNER in Black	1800.00
8 SERIES MULTI-FUEL in Black	1900.00

THE BELGRAVIA	£
4 SERIES WOOD BURNER in Black	1175.00
6 SERIES MULTI-FUEL in Black	1734.00
8 SERIES MULTI-FUEL in Black	1900.00

THE SHIPTON	£
6 SERIES MULTI-FUEL in Black	1820.00
8 SERIES MULTI-FUEL in Black	1950.00

THE SHOREDITCH	£
4 SERIES WOOD BURNER in Black	1125.00
4 SERIES LS WOOD BURNER in Black	1480.00
4 SERIES XLS WOOD BURNER in Black	1520.00
5 SERIES WOOD BURNER in Black	1375.00
5 SERIES LS WOOD BURNER in Black	1525.00
5 SERIES XLS WOOD BURNER in Black	1648.00
6 SERIES MULTI-FUEL in Black	1860.00
6 SERIES LS MULTI-FUEL in Black	2112.00
6 SERIES XLS MULTI-FUEL in Black	2136.00
8 SERIES MULTI-FUEL in Black	1986.00
8 SERIES LS MULTI-FUEL in Black	2238.00
8 SERIES XLS MULTI-FUEL in Black	2262.00

Optional Colours

Please check which colours are stock and which are special order with your retailer

ATLANTIC BLUE / SAGE GREEN / SILVER	£
Standard Stock Item	85.00
Special Order Item	125.00
PARCHMENT / AUTUMN LEAF	£
Standard Stock Item	135.00
Special Order Item	175.00

ACCESSORIES	£
Atmosfire Dry Wiper	7.50
Pair of Leather Stove Gloves	18.00
Carbon Monoxide Detector	37.00
Paint: Black, Parchment, Silver, Atlantic Blue, Sage Green & Autumn Leaf 400ml	15.00

HEARTHES, BACK HEARTHES & INTERIOR PANELS

Black Slate Hearth	from 325.00
Black Slate Back Hearth	from 220.00
Black Granite Hearth	from 554.00
Black Granite Back Hearth	from 350.00
Limestone Hearth	from 410.00
Limestone Back Hearth	from 240.00
Bianco Avorio Hearth (3pcs)	from 390.00
Bianco Avorio Back Hearth (2pcs)	from 260.00
Bathstone Hearth (3pcs)	from 570.00
Bathstone Back Hearth (2pcs)	from 380.00
Free Standing Black Slate Hearth	from 373.00
Free Standing Limestone Hearth	from 486.00
Reeded Cast Iron Panels	1050.00

FLUE PIPE & REGISTER PLATES

500mm single skin stainless steel	25.00
1000mm single skin stainless steel	42.00
Register Plate standard	from 105.60
Register Plate with soot door	from 192.00
6" Flexible liner per meter	30.00
Pot Hanger & Cowl S/Steel or Terracotta	108.00
Flue Adaptor Coupling	168.00
30° Bend standard	30.00
45° Bend standard	30.00
45° Bend with soot door	40.00
90° Bend standard	40.00

SPARES

Chesneys genuine replacement spare parts can be purchased directly through our online shop at: www.chesneys.co.uk/shop

WOOD, KINDLING & FIRE LIGHTERS*

Kiln Dried Hardwood Logs	8.00
Kiln Dried Hardwood Kindling	5.50
Natural Firelighters	4.50
Kiln Dried Logs 80 bag pallet**	450.00
Kiln Dried Logs 1.6m ³ loose fill (~48 bags)**	310.00
Kiln Dried Logs 1.2m ³ loose fill (~36 bags)**	260.00

*Inclusive of 5% 'domestic fuel' VAT

**All bulk pallets are delivered and prices include UK mainland charges.

All prices are inclusive of VAT.

All prices are exclusive of delivery and installation.

Installation prices are subject to site visit.

See brochure for details of sizes.